

PCJ - LCNL

Compact Pressure Compensated Drippers with CNL (anti-drain)

For irrigating greenhouses, nursery, orchards, deciduous plants and trees

- Unaffected by varying inlet pressure and field slopes
- Flow rate color coded
- Uniform, precise and consistent irrigation
- CNL prevents water drainage and eliminates need for refill, ensuring instant pressure compensated flow at every irrigation


Barb outlet for micro tube 3*5 mm

Barb outlet for micro tube 4*6.5 mm



PCJ-LCNL dripper parts

Large, wide and deep flow path cross-section to minimize clogging, ensuring exact flow rate in all conditions.



Injected silicon diaphragm ensuring long life



Resistant plastic material with UV protection for all weather conditions.



Injection molded dripper construction, ensuring uniform drippers and very low CV.

PCJ-LCNL is distinguished by the rings around the bottom of the dripper



PCJ-LCNL DRIPPERS TECHNICAL DATA

Flow rate (l/h)	working pressure range (bar)	water passage dimensions width-depth-length (mm)	shut-off pressure (bar)	base color	cap color
1.2	0.7-4.0	0.67 x 0.77 x 35	0.12	brown	black
2.0	0.7-4.0	1.03 x 0.75 x 35	0.12	red	black
3.0	0.7-4.0	1.03 x 1.08 x 35	0.12	blue	black
4.0	0.7-4.0	1.32 x 0.95 x 35	0.12	gray	black
8.0	0.7-4.0	1.60 x 1.05 x 35	0.12	green	black
12.0	0.7-4.0	1.60 x 1.05 x 17.5	0.12	fuchsia	black

- When inserting drippers in tubes with 1.0 mm wall thickness, maximum recommended working pressure is 3.5 bar.
- When inserting drippers in tubes with 1.2 mm wall thickness, maximum recommended working pressure is 4.0 bar.

ON-LINE DRIPPERS

PCJ-LCNL drippers • Tube 16/2.5* • I.D. Ø 13.60 mm • Inlet pressure 2.5 bar • Kd=0.39

Max. lateral length (m) spacing between drippers (m)

(Flow rate (l/h)	0.25	0.50	0.75	1.00	1.50	3.00	5.00
1.2	148	252	338	413	545	864	1205
2.0	106	181	243	298	393	624	870
3.0	82	140	188	229	303	480	670
4.0	68	116	155	191	252	402	560
8.0	43	74	100	122	162	258	360
12.0	33	58	77	95	126	201	280

PCJ-LCNL drippers • Tube 20/2.5* • I.D. Ø 17.40 mm • Inlet pressure 2.5 bar • Kd=0.13

Max. lateral length (m) spacing between drippers (m)

(Flow rate (l/h)	0.25	0.50	0.75	1.00	1.50	3.00	5.00
1.2	249	407	537	651	851	1335	1855
2.0	179	294	387	470	614	963	1340
3.0	138	226	299	362	474	744	1035
4.0	114	188	248	301	395	618	860
8.0	73	121	159	193	254	399	555
12.0	57	94	124	150	197	309	430




PCJ-LCNL drippers • Tube 25/2.5* • I.D. Ø 22.20 mm • Inlet pressure 2.5 bar • Kd=0.10

Max. lateral length (m) spacing between drippers (m)

(Flow rate (l/h)	0.25	0.50	0.75	1.00	1.50	3.00	5.00
1.2	378	619	817	991	1295	2034	2825
2.0	304	473	611	735	951	1479	2050
3.0	235	365	473	567	735	1143	1585
4.0	195	304	393	472	612	951	1320
8.0	126	195	253	304	393	612	845
12.0	86	142	188	228	299	471	655

* Minimum pressure considered = 0.8 bar, calculated in a plain area

For more information, please contact Netafim Technical Department, or connect to our website at www.netafim.com

Dripper model		Nominal flow (l/h)	Catalog number	Quantity (units)	Dimensions (cm x cm x cm)	Weight (kg)
	PCJ-LCNL barb with 3 mm barb outlet	1.2	21520-000900	13000	57 x 28 x 27	14.3
		2.0	21520-001000	13000	57 x 28 x 27	14.3
		3.0	21520-001200	13000	57 x 28 x 27	14.3
		4.0	21520-001400	13000	57 x 28 x 27	14.3
		8.0	21520-001600	13000	57 x 28 x 27	14.3
		12.0	21520-001670	13000	57 x 28 x 27	14.3
	PCJ-LCNL barb with 4 mm barb outlet	1.2	21520-002900	13000	57 x 28 x 27	14.3
		2.0	21520-003000	13000	57 x 28 x 27	14.3
		3.0	21520-003200	13000	57 x 28 x 27	14.3
		4.0	21520-003400	13000	57 x 28 x 27	14.3
		8.0	21520-003600	13000	57 x 28 x 27	14.3
		12.0	21520-003700	13000	57 x 28 x 27	14.3
	PCJ-LCNL barb with nipple outlet	1.2	21520-001060	13000	57 x 28 x 27	14.3
		2.0	21520-001100	13000	57 x 28 x 27	14.3
		3.0	21520-001300	13000	57 x 28 x 27	14.3
		4.0	21520-001500	13000	57 x 28 x 27	14.3
		8.0	21520-001700	13000	57 x 28 x 27	14.3
		12.0	21520-001770	13000	57 x 28 x 27	14.3

